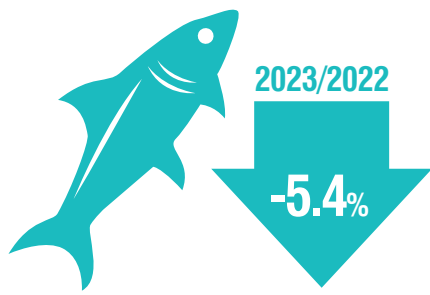
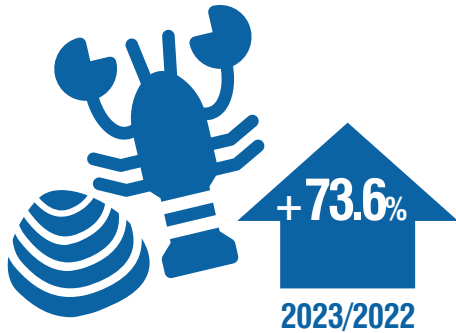


# AQUACULTURE SURVEY, 2023

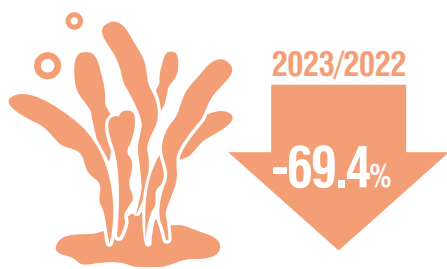
**123,800.9**  
tonnes  
**FISH**





**18,087.4**  
tonnes  
**SHELLFISH AND CRUSTACEANS**



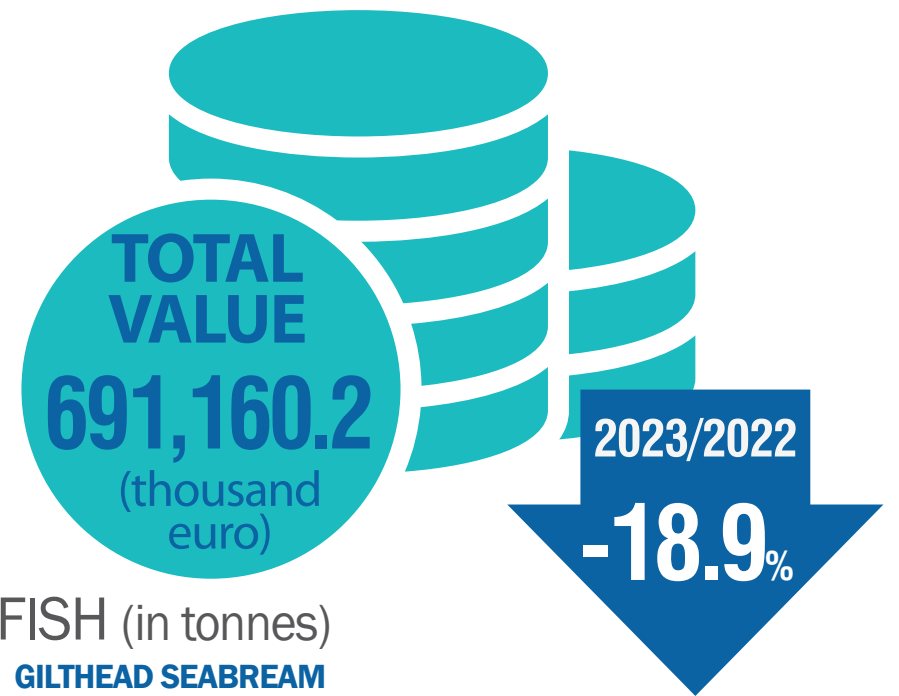
**17.6**  
tonnes  
**AQUATIC PLANTS - ALGAE**



**3.2**  
tonnes  
**FISH EGGS**



## REARED - CULTIVATED SPECIES



FISH (in tonnes)  
GILTHEAD SEABREAM

65,474.0

EUROPEAN SEABASS  
44,200.8

RED PORGY  
6,454.7

MEAGRE  
4,449.1

OTHER FISH  
3,222.2

## PRODUCTION OF FISH FRY IN HATCHERIES AND NURSERIES

**176,871** (thousand juveniles)

GILTHEAD SEABREAM

**129,542**

EUROPEAN SEABASS

**12,544**

RAINBOW TROUT

**9,763**

RED PORGY

**1,981**

OTHER FISH



## EMPLOYED PERSONS

TEMPORARY  
**463** +5.0%  
2023/2022

PERMANENT  
**3,636** +2.4%  
2023/2022

