
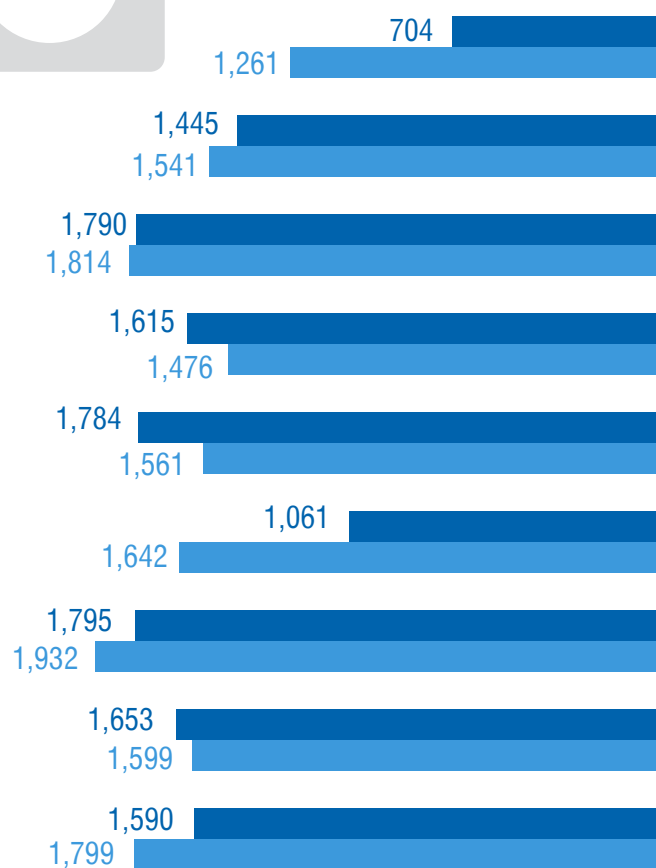


# LABOUR COST, 2020

## AVERAGE HOURS WORKED

2020 2016



## ACCOMMODATION AND FOOD SERVICES ACTIVITIES

## ADMINISTRATIVE AND SUPPORT SERVICES

## WATER SUPPLY, WASTE MANAGEMENT

## OTHER SERVICE ACTIVITIES

## CONSTRUCTION

## ARTS, ENTERTAINMENT AND RECREATION

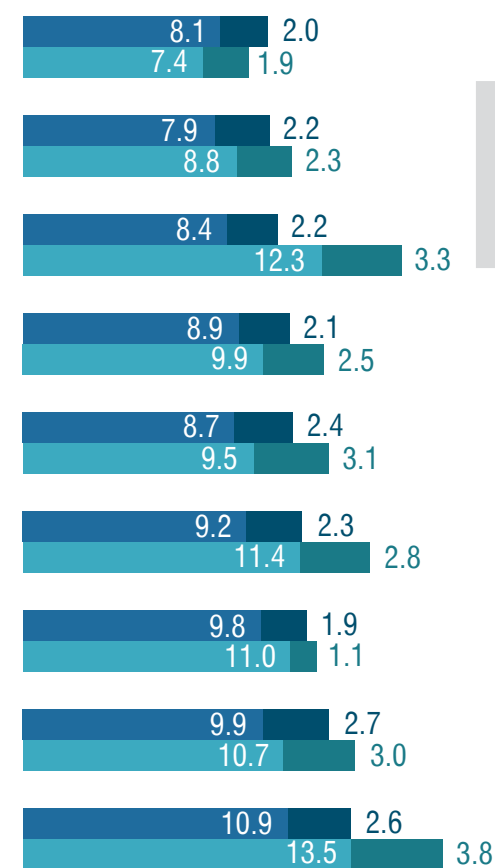
## HUMAN HEALTH AND SOCIAL WORK

## WHOLESALE AND RETAIL TRADE, REPAIR OF MOTOR VEHICLES AND MOTORCYCLES

## REAL ESTATE ACTIVITIES

## AVERAGE HOURLY LABOUR COST (in euro)

Wage, 2020 Non wage, 2020  
Wage, 2016 Non wage, 2016



1,508

1,581

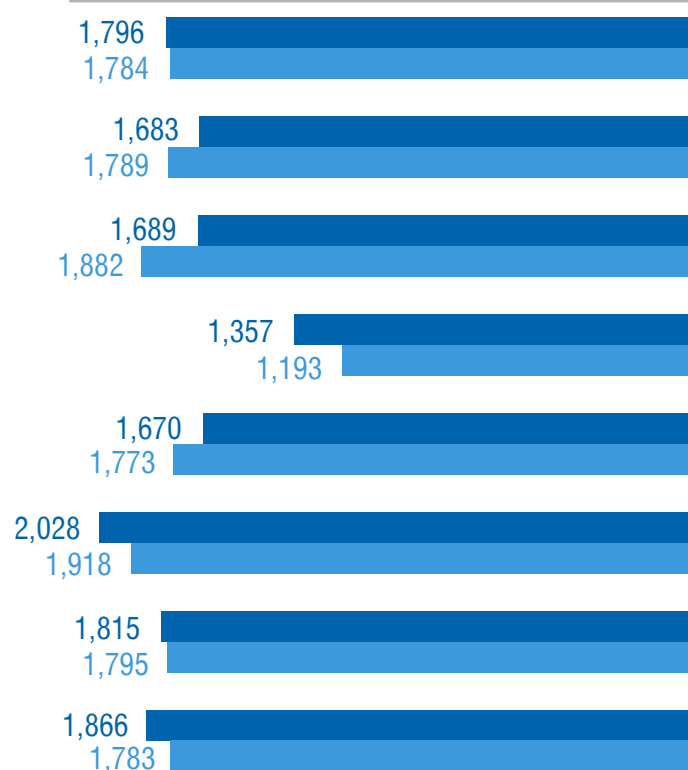
## TOTAL

11.0

2.8

12.1

3.1



## MANUFACTURING

## PROFESSIONAL, SCIENTIFIC AND TECHNICAL ACTIVITIES

## MINING AND QUARRYING

## EDUCATION

## INFORMATION AND COMMUNICATION

## ELECTRICITY, GAS

## TRANSPORTATION AND STORAGE

## FINANCIAL AND INSURANCE ACTIVITIES

